




1 1/4" TWISTED IRON ROPE
040102 - Shown in Crown



1 3/4" TWISTED IRON ROPE
040103 - Shown in Forge



1 3/4" ROUND ROD
040107 - Shown in Manchester



1 1/4" ROUND ROD
040106 - Shown in Canyon



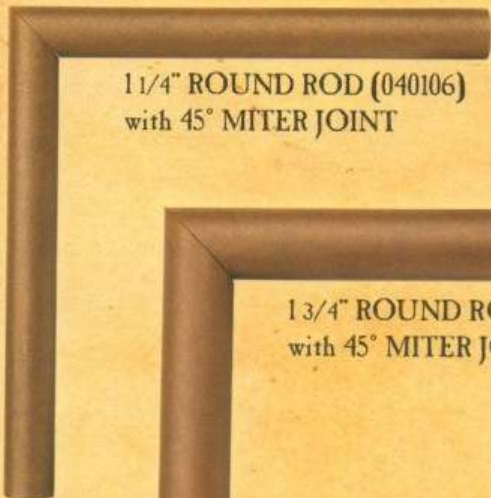
7/8" ROUND ROD
040105 - Shown in Frost



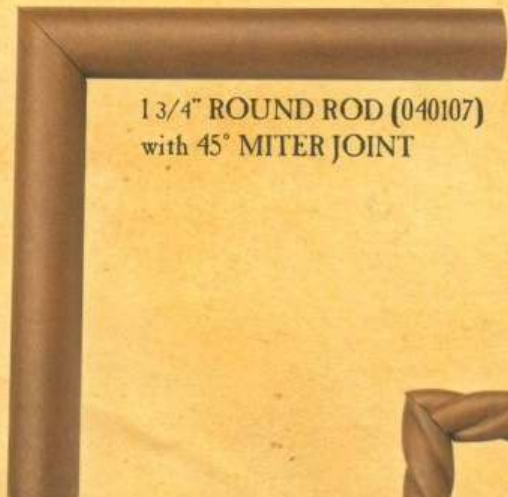
7/8" HAMMERED ROD
040108 - Shown in Coal



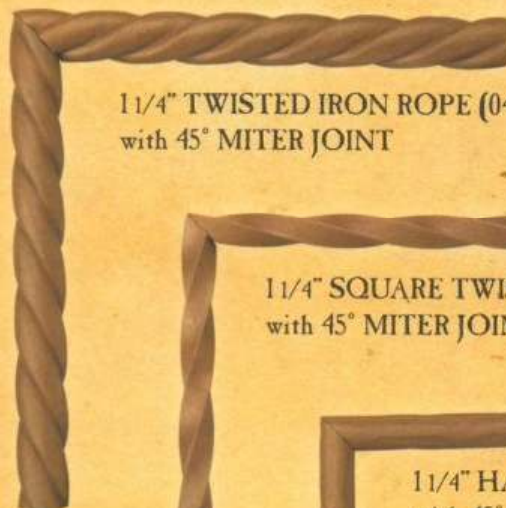

3/4" SQUARE TWISTED ROD
040104 - Shown in Rustic



1 1/4" ROUND ROD (040106)
with 45° MITER JOINT



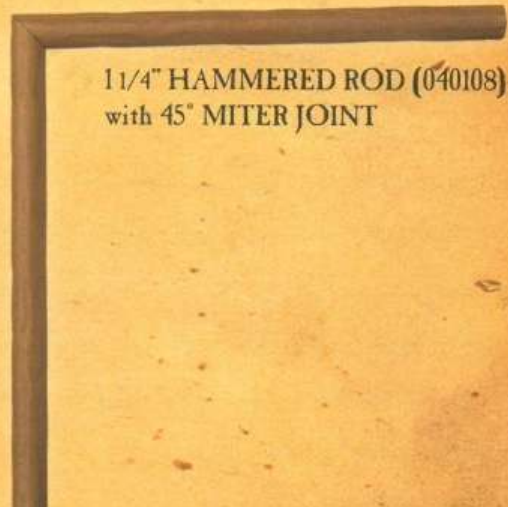
1 3/4" ROUND ROD (040107)
with 45° MITER JOINT



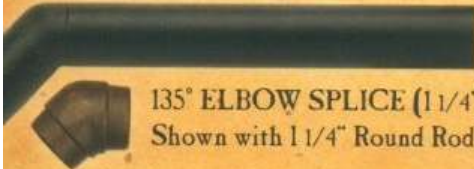
1 1/4" TWISTED IRON ROPE (040102)
with 45° MITER JOINT



1 1/4" SQUARE TWISTED ROD (040104)
with 45° MITER JOINT



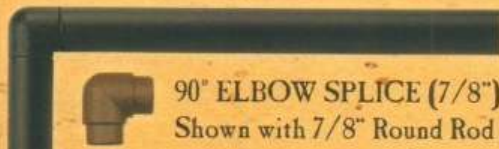
1 1/4" HAMMERED ROD (040108)
with 45° MITER JOINT



135° ELBOW SPLICE (1 1/4") - 040925
Shown with 1 1/4" Round Rod (040106)



135° ELBOW SPLICE (7/8") - 040926
Shown with 7/8" Round Rod (040105)



90° ELBOW SPLICE (7/8") - 040924
Shown with 7/8" Round Rod (040105)



90° ELBOW SPLICE (1 1/4") - 040923
Shown with 1 1/4" Round Rod (040106)

Elbow Splices are
only available for
round rods shown.

MANCHESTER
(24)



COAL
(20)

FROST
(26)



RUSTIC
(23)

FORGE
(21)



EARTH
(25)

SEDONA
(28)



CANYON
(22)

IVY
(29)



CROWN
(2)